

# Approaching the Sun

Concentrated Solar Power Plants  
with LESER Safety Valves



**LESER**

[The-Safety-Valve.com](http://The-Safety-Valve.com)

## We Protect Your Plants

The worldwide supply of energy is currently characterized by fossil fuels such as coal and gas, as well as by nuclear power. These resources are limited and, with regard to the climate change, alternatives are needed. Additionally, global energy demand will rise drastically in the next years: according to International Energy Agency (IEA) calculations it will increase approximately 50 percent by 2035.

This means that massive expansion in renewable energies will take place in the next years. Part of that will be solar energy because the sun sends over one billion terawatt hours of energy to the earth each year. This is over 60,000 times the total global energy demand per year. Hence we have a clean, CO<sub>2</sub>-free, renewable energy in practically unlimited quantities available to us.

Solar energy can be collected and converted to usable energy through different types of plants. For example:

### Photovoltaic Plants:

These plants use solar cells to convert solar energy directly into electricity.

### Concentrated Solar Power Plants (CSP)

These plants collect the sun's heat and use a heat transfer medium to transport it to a power plant where electricity is then produced. Market-mature types of Concentrated solar power plants are Parabolic Trough- and Fresnel- power plants. Solar tower power plants are another possible CSP variation.

Safety valves are used in Concentrated solar power plants. They are necessary for protecting the plant and must meet the special demands placed on them by the high temperatures, pressures and medias used.

With over 2,500 valves delivered since 2009, we at LESER have a lot of experience in this area and offer the proper safety valve for each type of plant and heat transfer medium.

#### LESER Advantages for Concentrating Solar Power Plants (CSP):

- Valves operationally proven for the special demands of this application
- Short delivery times and simple ordering through standardization
- References in leading plants



Parabolic Trough Power Plant, Photo: Schott AG



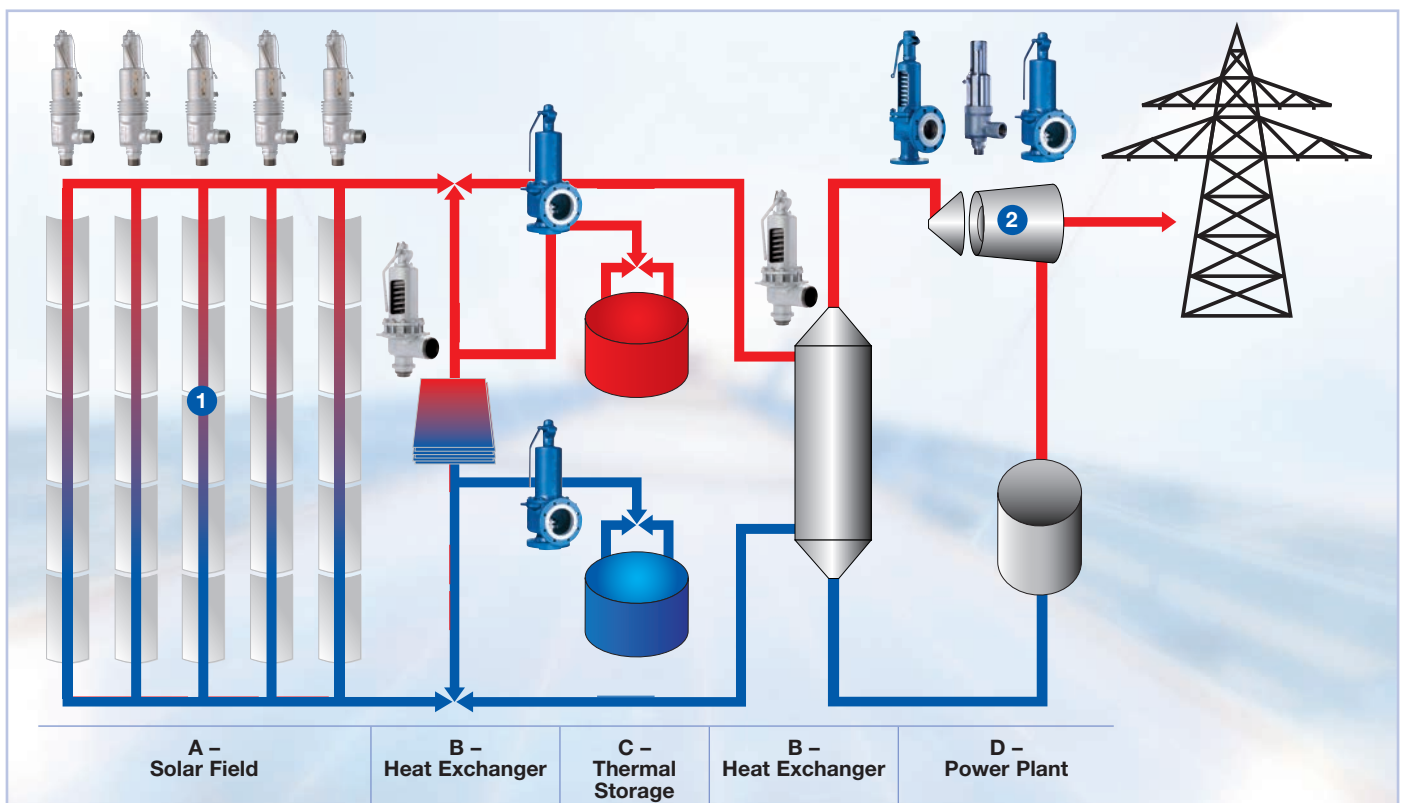
Fresnel Power Plants, Photo: Novatec Solar GmbH



## Construction of Concentrated Solar Power Plants

Large reflecting mirrors in the solar field (A) concentrate the sun's rays on one of the absorber tubes (1) along the collector's focal point. In the case of parabolic trough power plants the reflectors are trough-shaped. In contrast to this, Fresnel power plants have many shallow-curvature (or flat) rows of reflectors parallel to the earth. In the absorbing tube the concentrated sunrays are

converted to heat which is passed to a circulating heat transfer medium. The medium runs into a heat exchanger (B) where the heat is converted to steam. In the power plant (D) the steam drives a steam turbine with a generator (3) that produces electricity. Some plants also have integrated thermal storage units (C) that allow continued operation at night or when cloudy.



### A – Solar Field

A heat transfer medium in the absorbing tubes located along the collector's focal point is heated by the sun's rays being reflected off of the reflecting mirrors. There are two types of medium that can be used:

#### Thermal Oil (Parabolic Trough Power Plants)

The thermal oil is heated to up to 400 °C / 752 °F and is then transported through the piping at 25 – 40 bar / 363 – 580 psig.

#### Water / Saturated Steam (Fresnel Power Plants)

The water is heated to up to 300° C / 572 °F in the absorbing tube and is then, as saturated steam, transported through the piping at high pressure.

Safety valves in the solar field serve as protection from thermal expansion and they protect the sensitive absorbing tubes. At the end of the solar field the heat transfer medium from the different tubes is combined and transported to the power plant to produce energy or to a thermal storage unit for later use.

### B – Heat Exchanger

The heat exchanger takes the heat from the heat transfer medium and either converts it to steam for the power plant or places it in a storage medium in the thermal storage unit. The heat exchanger is protected by safety valves.

### C – Thermal Storage

To increase a power plant's utilization, a portion of the collected heat can be stored in an integrated thermal storage unit. These storage units primarily consist of tanks filled with molten salt which has a high thermal capacity. Safety valves are used to protect the thermal storage unit from overpressure.

### D – Power Plant

As with conventional power plants, electricity is produced using turbines and generators. The various power plant components are also protected by safety valves.

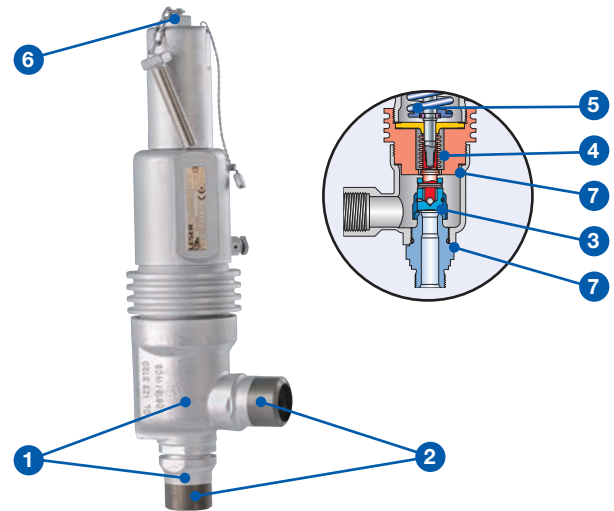
## A – Solar Field

Demands on safety valves when using thermal oil as a heat transfer medium:

- Good heat resistance
- Capability to transport small capacities
- No external loss of creeping medium
- Compensation for high backpressure

### LESER Product Solution for the Solar Field

This safety valve that was specially developed for use in solar fields using thermal oil has special product characteristics that guarantee safe operation. Product standardization guarantees quick delivery times and cost effectiveness.



No.	Product Feature	Benefit to Customer
	Valve Size of 1" Actual Orifice Diameter (d <sub>0</sub> ) of 13 mm	Small construction allows protection of small and midsized capacities
	Set Pressure of 25 – 40 bar / 363 – 580 psig	Protection for all pressures that arise
	Temperatures to +400 °C / +752 °F	High heat resistance
1	Body materials made for high temperatures	Ensured resistance to heat
2	Weld-on inlet and outlet ends	No possible loss of thermal oil at plant connection points
3	Durable, wear-resistant sealing surfaces	Improved seat tightness to prevent leakage of thermal oil. Long-lasting (durable) sealing surfaces
4	High-quality, temperature-resistant bellows material	Resistance to high temperatures. Reliable sealing of the spring area. Compensation for backpressure
5	High-temperature spring material	Ensures heat resistance
6	Test gag	Allows hydrostatic pressure testing of plant
7	High pressure sealing and sealing weld	Absolute external tightness

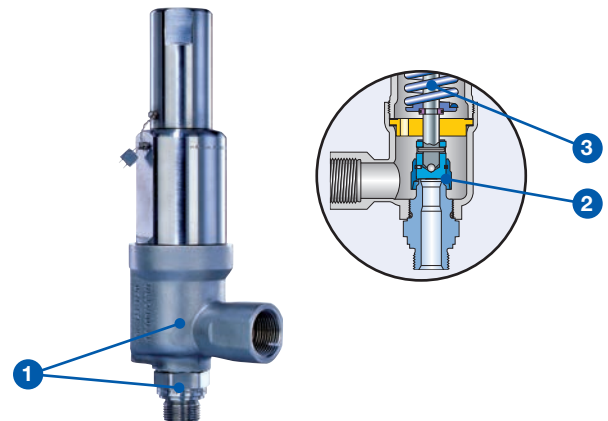
## A – Solar Field

Demands on the safety valve when using water as a heat transfer medium:

- Good heat resistance
- Capability to transport small to mid-sized capacities
- Protection for varying aggregate states (water to saturated steam)

### LESER Product Solution for the Solar Field

The Compact Performance safety valve series 459 can transport small and mid-sized capacities and is suitable for the varying aggregate states:



No.	Product Feature	Benefit to Customer
	Valve Size of 1/2" to 1" Actual Orifice Diameter (d <sub>0</sub> ) of 13 mm	Small construction allows protection of small to mid-sized capacities
	Set Pressure of 0.2 to 200 bar / 1.9 – 2900 psig	Covers a wide range of pressures
	Temperatures to +400 °C / +752 °F	High heat resistance
1	Body materials made for high temperatures	Ensured resistance to heat
2	Durable, wear-resistant sealing surfaces	Improved seat tightness
3	Single trim for steam, gases, and fluids	Useable with all aggregate states


## B – Heat Exchanger

Demands on the safety valve when using thermal oil:

- Good heat resistance
- Capability to transport mid to large sized capacities
- No external loss of creeping medium
- Compensation for high backpressure

### LESER Product Solution for Heat Exchangers used on Power Plants.

The API safety valve is modified so that large volumes can be quickly discharged upon popping without allowing the medium to escape to the outside.



No.	Product Feature	Benefit to Customer
	Valve size: Orifice K to T	Protection for mid-sized to large capacities
	Set pressure of 0.1 to 40 bar / 1.5 – 580 psig	Protection for all pressures that arise
	Temperatures to +550 °C / +1022 °F	High heat resistance
1	Body materials made for high temperatures	Ensured resistance to heat
2	Weld-on inlet and outlet ends	No possible loss of thermal oil at plant connection points
3	Durable, wear-resistant sealing surfaces	Improved seat tightness to prevent leakage of thermal oil. Long-lasting (durable) sealing surfaces
4	High-quality, temperature-resistant bellows material	Resistance to high temperatures. Reliable sealing of the spring area. Compensation for backpressure
5	High-temperature spring material	Ensures heat resistance
6	High pressure sealing	Absolute external tightness

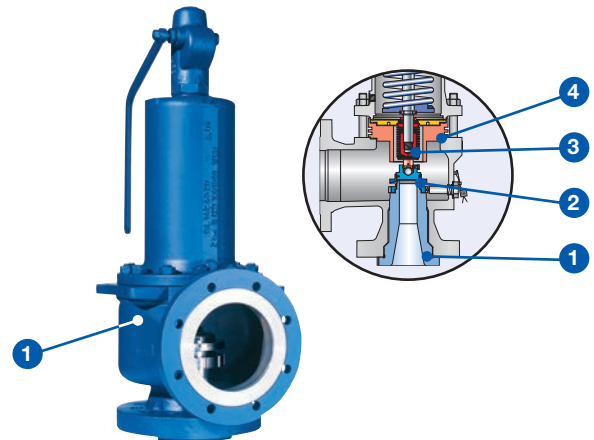
## C – Thermal Storage

Demands on the safety valve:

- Good heat resistance
- Capability to transport mid-sized capacities
- Resistance to salt corrosion

### LESER Product Solution for the Thermal Storage Unit

For this application we offer an API Safety Valve with an application-appropriate configuration so that it is suitable for predominant conditions. Alternatively, when the API standard is not required, a High Performance safety valve with the same configuration as the API valve can be utilized. The High Performance valve allows the use of a smaller nominal diameter for the same performance.



No.	Product Feature	Benefit to Customer
	API Series 526: Orifice D to K High Performance: DN 20 to DN 50	Protection for mid-sized capacities
	Set pressure of 0.1 to 40 bar / 1.5 – 580 psig	Protection for all pressures that arise
	Temperatures to +550 °C / +1022 °F	High heat resistance
1	Body materials made for high temperatures	Ensured resistance to heat. Media-contacting inlet out of stainless steel ensures resistance to medium
2	Durable, wear-resistant sealing surfaces	Improved seat tightness to prevent leakage of molten salt
3	High-quality, temperature-resistant bellows material	Resistance to high temperatures. High durability/resistance to medium. Compensation for backpressure
4	High-quality seal materials	Salt corrosion resistant seals

## D – Power Plant

The demands put on the safety valve by the power plant are the same as by conventional power plants. These demands are covered by our standard products.



Product group API



Type 459

Type 437

Product group Compact Performance



Product group High Performance

## References

We are the experts at equipping consolidating solar power plants with safety valves. Even though this is a relatively new field of application, we can already provide a large number of references to prove our expertise.

Combined with the know-how of our partner in Spain, Schubert & Salzer Iberica, we have introduced more than 2,500 valves since 2009. For example:

Plant	Project Developer	Type of Plant	Country
Andasol 3	MAN Solar Millenium	Parabolic Trough	Spain
Alvarado (la Risca)	Acciona Energia	Parabolic Trough	Spain
Helioenergy 1, 2	Abengoa Solar	Parabolic Trough	Spain
Helios 1, 2	Helios 1 Hyperion Energy	Parabolic Trough	Spain
Hassi R'Mel	Abengoa Solar	Parabolic Trough	Algeria
Ain Beni Mathar	Abengoa Solar	Parabolic Trough	Morocco
Lebrija	Solucia Renovables; Solel Solar	Parabolic Trough	Spain
Majadas	Acciona Energia	Parabolic Trough	Spain
Palma del Rio 1, 2	Acciona Energia	Parabolic Trough	Spain
Solaben 2, 3	Abengoa Solar	Parabolic Trough	Spain
Kanchanaburi	Solarlite	Parabolic Trough	Thailand
Solnova 1, 3, 4	Abener Energia, S.A.	Parabolic Trough	Spain
Solana	Foster Wheeler Energia	Parabolic Trough	Spain / USA
Shams 1	Abener Energia, S.A.	Parabolic Trough	UAE
PST Morón	Acciona / Seridom	Parabolic Trough	Spain
Soluz Guzmán	Acciona / Seridom	Parabolic Trough	Spain
Solacor 1, 2	Abener Energia, S.A.	Parabolic Trough	Spain
Manchasol 1, 2	Cobra Energia	Parabolic Trough	Spain
Puerto Errado 2	Novatec Solar	Fresnel	Spain
Mejillones-Anlage	GDF SUEZ / Solar Power Group	Fresnel	Chile
Planta Solar 10, 20	Abengoa Solar	Solar Power Tower	Spain
Gemasolar	Foster Wheeler / Sener	Solar Power Tower	Spain

## Approvals

Country	Approval
Europe	PED / ISO 4126-1
Germany	PED / AD 2000-Merkblatt A2
USA	ASME Sec. VIII Div. 1
China	AQSIQ
Canada	CRN
Russia	RTN / TR
Kazakhstan	GOST-K
Belarus	GOSPROMNAZADOR



Power Plant, Photo: Schubert & Salzer



# LESER worldwide

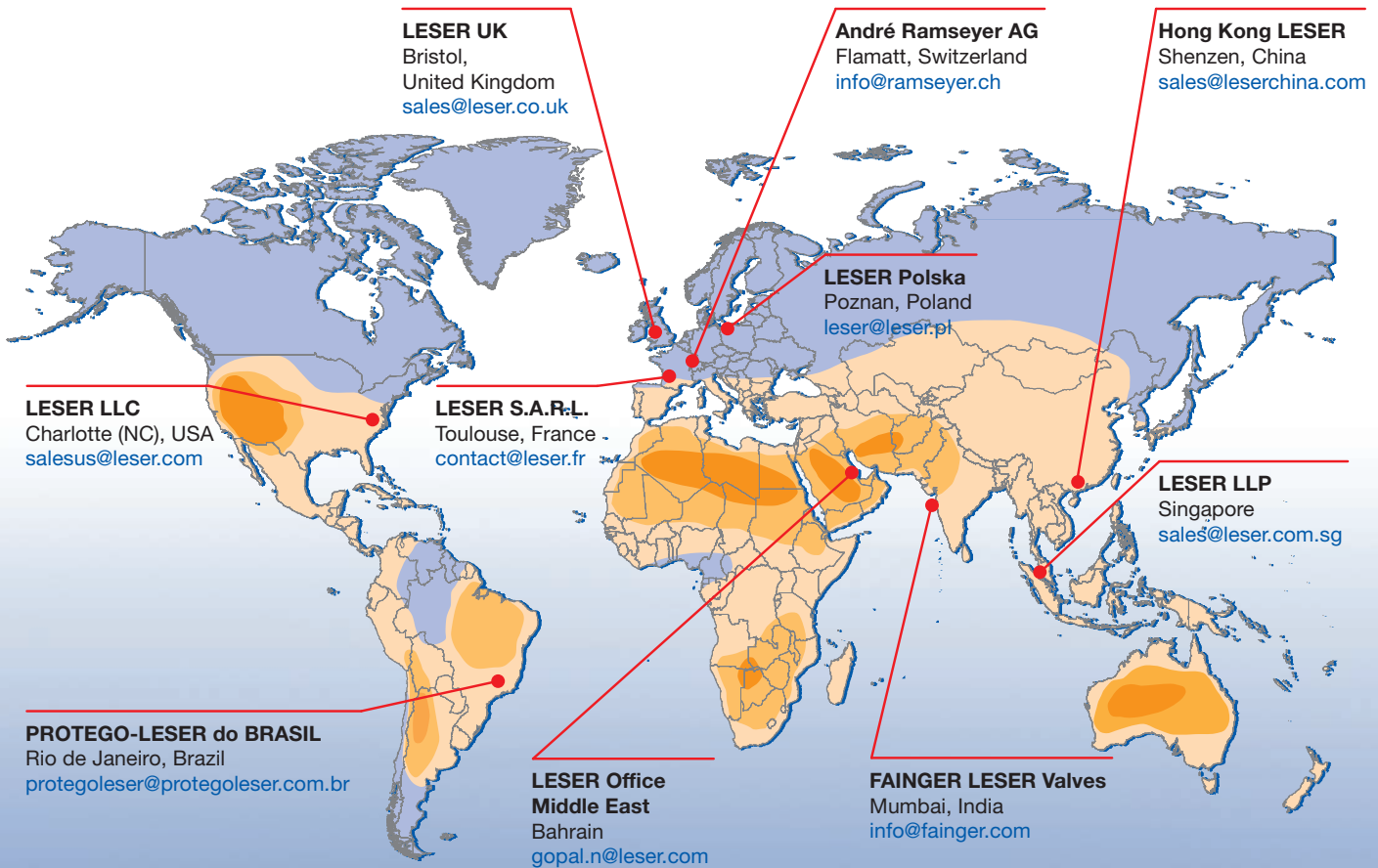


Illustration: Global Distribution of Annual Solar Radiation

Average annual solar radiation in kWh/m²

- > 2.000
- 1.500 – 2.000
- 1.000 – 1.500
- < 1.000

08.2011 / 3000 / 0777.5738

## For further information please contact:

### LESER GmbH & Co. KG

Wendenstraße 133-135, 20537 Hamburg, Fon +49 40 251 65-100  
 Fax +49 40 251 65-500, E-Mail: sales@leser.com, www.leser.com

### Your local partner:



1185 Tower Road  
 Schaumburg, IL 60173  
 Ph: 847.885.0300 Fax: 847.885.0303  
 lindenequipment.com

# LESER

The-Safety-Valve.com

LESER GmbH & Co. KG

20537 Hamburg, Wendenstr. 133-135  
 20506 Hamburg, P.O. Box 26 16 51

Fon +49 (40) 251 65-100  
 Fax +49 (40) 251 65-500

E-Mail: sales@leser.com  
 www.leser.com